

  
**Around the Block**  
**QUILT SHOP**

---

**July 3, 2015**

Text to my niece:

Me: OMG! I'll have nightmares for weeks. 2 babies in nest. Big fuzzy heads. It looked right at me.

Reply: Oh dear. Now they know your face.

Me: No more mowing.

Reply: What about Lydia?

Me: Still alive.

For those of you who haven't kept up, I have a pair of golden eagles nesting in my shelter belt. I saw a head, barely, last week, but enough to know one had hatched.

This week it sat up in the nest & looked right at my eyes, right through the binocs. Have you ever seen those sniper movies where the target turns and looks right back through the scope at the sniper, with that "I see you" look in his eyes? Same thing. Only it was a big round fuzzy light yellow beach ball, with 2 beady black eyes and a beak. Staring right at me. So was mom. Or dad. Can't tell them apart.

Did I mention big? Because of all the pin feathers and baby fluff, the head looks huge. And it's not a 2-3 inch baby bird. It's an 18" if it's 2 feet baby bird.

And they (mom & dad) don't like it when I look at the nest through binocs. And I'm not even close to the nest, but they are watching. As a friend pointed out, it's not called "eagle eyes" for nothing.

This, BTW, is not my eaglet. I'm working on getting pictures.

On a different note: I try to keep my writing as apolitical as I can. But I just can't help myself this time:

Any bets on when Donald Trump will pull out of the presidential race?



# PREVIEW OF FALL CLASSES

I know it's early, but with everyone shop hopping this summer I'd like to give you a goal--something to look for.

In September, we will have another English Paper Piecing class--this time on a miniature scale. Don't let that scare you off--what it means is, you can finish it because it is small!

The blocks are tiny, about an inch wide and maybe 2" long, pointed on each end and you will need about 105 of them. The quilt is called a "Chit Chat" quilt or a "Conversation" quilt.

My challenge to you is to find fabrics that "chit chat" about your life. For example, I will have dogs, cats, parakeets, ducks and horses in my quilt. Plus roses, the word "huskers" because I was born in Nebraska.



Find images on fabric that represent your life, where you have traveled, what you have accomplished, your job, your kids, your family, where you've lived, what you like to read, what you like to eat. Favorite flowers, birds, time of year.

And I will be collecting tiny prints available at the shop (and my home stash) and will provide a packet of 4"-6" squares of a variety of tiny images that will be part of the class fee--everyone who signs up will get the packet of squares. And during class we can exchange fabrics as well.

So start collecting and think tiny.

## WYOMING QUILT and FABRIC SHOP HOP

**Sat. May 30 through Fri. September 4 (3 months)**

**THREE SHOPPING CIRCLES - 27 SHOPS STATE WIDE!**

West Circle - 9 Shops	North Circle - 9 Shops	South Circle - 9 Shops
Afton - The Cottage Quilt Shop	Shoshoni-Sheep Camp Quilt Supply	Newcastle - Strawberry Patch
Pinedale - Heritage Quilt Shoppe	Lovell - Mayes Fabrics	Lusk - Lickety Stitch Quilt
Kemmerer - Ben Franklin/Ace	Cody - Friends & Company Quilts	Douglas - The Prairie Stitcher
Evanston - Common Threads	Worland - Heart-N-Home	Casper - Kalico Kat Quilt Shop
Rock Springs - Willow Ridge Crafts	Sheridan - The Quilters Fix	Casper - Prism Quilt & Sew
Green River - Keama's Quilts	Sheridan - Ben Franklin / Ace	Cheyenne - The Quilted Corner
Grn. River - Little Country Character	Story - Pinewood Cottage	Cheyenne - Around the Block
Lyman - Valley Fabric Shop	Buffalo - E.T. Quilts	Laramie - QuiltEssentials

Thayne - Beyond Bolts /True  
Value

Clearmont - The Best Kept  
Secret

Laramie - Snowy River  
Quilts

#### HOW TO BEGIN:

1. Pick up a **PASSPORT** at the first shop visited. Available to download on line at [www.wsqg.org](http://www.wsqg.org). **Shop Hoppers must be min.18 years old to receive a Passport and do not need to be WY residents. Passports can not be shared, and individuals must be physically present for a passport to be signed.**

2. **Visit every shop you can during the three month period.** At each location, have your Passport verified, sign up for **DOOR PRIZES** , and receive a **FREE QUILT BLOCK PATTERN**. Enter the QUILT BLOCK CHALLENGE. Make a project using blocks you have collected and post your finished quilt on <https://www.facebook.com/WYShopHop> .

#### HOW TO WIN:

1. **Earn ONE ENTRY in the GRAND PRIZE DRAWINGS by visiting ~45% of the participating shops (12 shops state-wide).**

2. **Earn ONE ENTRY in the GRAND PRIZE DRAWINGS for EVERY Shopping Circle completed - THREE possible.**

3. Submit completed or partially completed Passports (at least one circle completed or 12 or more shops visited) by **September 10, 2015** to the address provided on the Passport. **Drawing on September 17, 2015.** Winners will be notified and names posted on the **Wyoming State Quilt Guild Web Site ([www.wsqg.org](http://www.wsqg.org)) and Facebook page.**

#### GRAND PRIZES:


1. **Janome Sewing Machine** - Donated in part by **Pinewood Cottage of Story** - Value \$600

2. **AccuQuilt GO Fabric Cutting Machine Start up Set** - Donated in part by **Quilted Corner-Cheyenne**. Value \$550

3. **Arrow Sewing Chair and Gidget 1 Portable Sewing Cabinet** - \$450

4. **Custom Machine Quilting for a queen sized or smaller quilt by Carla Aurelius (Carla's Quilting) of Casper.** (Quilt top must be submitted by 3-1-16. Value \$300 + Quilt Kit donated by **Kalico Kat in Casper** Value (\$100)

**Get Ready for the Row by Row Experience!**



Our row! See the water? (Snow capped mountains)

Visit any participating quilt shop during the summer and ask for their free row by row pattern. More than 2500 shops across the country are participating. The 2015 theme is Row by Row H<sub>2</sub>O, and each shop will have a row with the water theme. The patterns are free, limit 1 to a customer. Patterns are not available online or by mail. Shops may also have their row kitted for your convenience. **The Row By Row runs from June 21 through September 8**, then the "hibernation/sewing" period begins. To be eligible for a prize, you must complete your quilt using a minimum of 8 different row patterns (or 8 row patterns, arranged anyway you like, quilted & bound) and return it to a participating shop by no later than October 31. The first person to bring in her finished quilt gets 25 fat quarters. If you bring your quilt to a shop whose row is in your quilt, you will get a bonus prize.

At the participating shops, you may also find specialty fabric produced especially for the water themed rows, license plates and pins. More information can be found at the Row By Row Experience website and on Wyoming's Facebook site. (just google search the terms)

Participating Wyoming shops include:

A Little Country Character, 1740 Uinta Dr., Green River, WY 82935  
 Around the Block Quilt Shop, 453 Vandehi, Suite 120, Cheyenne, WY 82009

ET Quilts, 80 S. Main St., Buffalo, WY 82834  
Friends and Co Quilt Shop, 402 Warren, Cody, WY 82414  
Heritage Quilts & Fabric Shoppe, 21 E Pine St., Pinedale, WY 82941  
Keama's Quilts, 91 W. Flaming Gorge Way, Green River, WY 82935  
Lickety Stitch Quilts, 206 S. Main St., Lusk, WY 82225  
Pinewood Cottage Quilt & Gift Shop, 36 N. Piney Road, Story, WY 82842  
Quilt Essentials, 314 S. 2nd St., Laramie, WY 82070  
Sheep Camp Quilt Supply, 865 Paradise Valley Rd., Shoshoni, WY 82649  
Thayne True Value - Beyond Bolts, 120 Petersen Pkwy, Thayne, WY 83127  
The Quilted Corner, Inc., 309 W. Lincolnway, Cheyenne, WY 82001  
The Quilters' Fix, 1135 N. Main Street, Sheridan, WY 82801  
Valley Fabric Shop, 102 Mountain Meadow Street, Lyman, WY 82937

## QUILT CHALLENGE!

The Buckeye Community Club is hosting a 6th annual quilt and fabric arts show September 19 & 20. The show is celebrating the 90th anniversary of the Buckeye School, which now serves as a community center.

The show will have 30 contemporary quilts and fabric arts pieces, each displayed with an antique or traditional quilt, matched for color, fabric, technique or other connection.

The theme for this year's show is Happy Birthday! and the Buckeye Community Club is looking for quilters and artists to make a small quilt (about 48" X 48", doesn't have to be square) to donate to the show. The show will sell the pieces as unique birthday cards or presents -- so use your imagination in creating your quilt. Proceeds from the sale will help to preserve and improve the historic Buckeye School and rural community.



As an incentive, monetary prizes will be awarded for the Grand Champion (\$100?) and People's Choice, Best Technique, Artistic Merit and Innovation (\$50? each). (Monetary amounts still being decided.)


Quilts do not need to be finished before September, but the Club needs your commitment. You can contact Ed Harris at 970-568-3401 or at [eharris@frii.com](mailto:eharris@frii.com) to let him know that you plan to participate.


# WHAT'S NEW!!

From Checker: Rulers, books, patterns, thread & floss. Applique pressing sheets, glue refills, quilting hoops, scissors, wool, blades. (Sorry the pictures are so small--lots of patterns, but the images are too small to show)




From Hoffman:





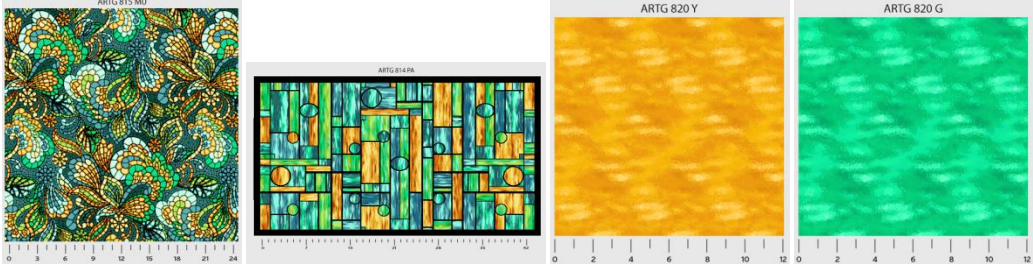
From Moda:



The blue on blue floral is a 108 wide backing.

A Moda shipment came in today, so I'll get pictures next week. The weather has delayed the Checker shipment--my delivery is on a truck somewhere between here & Commerce City, CO. More Hoffman batiks expected next week.

From P&B:




From Henry Glass:



From Hoffman: about 15-20 batiks. I'll try to get pics next week.  
From Kaufman: More Green solid bolts, about 9. I'm hoping we get a new color next month.

From Classic Cotton, Exclusively Quilters:



### July Classes & Special Events

**Beginning Quilting** Starting Sun. 1-4, June 14 OR Wednesday  
June 17 1-4 \$65 Barb Boyer

This comprehensive 8-week course will introduce to you almost everything you need to know about piecing a quilt top. Along the way you will learn about color, batting, thread, machines and various techniques to give you the skills to make almost any quilt.



**Block of the Month** Sat. July 4, 10:30-11:15 FREE

Join at any time. You get a free fat quarter if you come to class with the previous month's completed block. This year we're making a neutrally colored quilt (tans, taupes, greys, etc.)-come to class in January to see an example. **YES WE WILL HAVE CLASS IN THE MORNING!**

**Monthly Minis First Saturday of the Month**, Jan-Dec. 4-6 Barb Boyer \$20 ongoing **YES WE WILL HAVE CLASS BUT WE WILL START AT NOON.**

**Knit Pickers' Club** Thur. July 9, 6-8:30

Every second Thursday, we're getting together to practice our knitting. The Club is open to all skill levels. We want to share what we've learned, find new patterns, and simply just sit and knit. If you are in the Monday knitting classes, you can work on your project and get help, if you need it.

**Hand Embroidery Club** Sat. July 11, 10-11:30 FREE

(Club normally meets the 2nd Sat. of each month from 10-noon)

This year we're doing birds-state birds. We will have between 40-50 birds (some states use the same bird) for you to stitch. Various setting for turning the birds into a quilt will be provided. Color suggestions for the birds will also be offered. As a bonus, you will get the state outlines, state flowers, and other patterns to compliment the birds. You can join anytime.

**Silhouette Cutter Instruction** Sat. July 11, 1-5 \$20

The Silhouette Cutter will take any drawing, clip art or other image and cut it out of fabric. You don't need die cuts or special molds--just an image. The Cutter was originally designed for scrapbooking, but it cuts through fabric, as well as paper, vinyl, leather, cardboard and much more. If you have wanted to do an fusible applique quilt (stars, hearts, turtles, pigs, anything you can imagine) the Silhouette Cutter will do it! Come watch the demo and learn some of the tricks to getting good cuts.

**CHANGE OF DATE!!! MINE CRAFT QUILT CLASS  
AUGUST 13 & 20, 1-5 \$20**

The oh so ever popular Mine Craft computer game has interesting pixelated characters that translate easily into quilt blocks. For the uninitiated, the "quilt blocks" will be made up of 2" squares (or smaller), with the colors placed to imitate the Mine Craft character. Sewing is simple--sew all the squares together. The hard part is choosing which green to put where. Patterns of various Mine Craft characters and images will be provided. Students are expected to bring fabric suited to the game--ask your kids, they'll know what I'm talking about. (Essentially, lots of greens, some pink, some red, gold, brown, silver & blue.) Patterned fabrics will work, but stick mostly with tone on tone prints and some solids. Class will be divided into choosing & cutting your squares, and starting to sew your squares. I will have fat quarter bundles suitable for the blocks, but please bring your own fabrics and plan to exchange colors with other class members.

**Disappearing 9-patch Sun. July 19, 1-5 \$20**

If you missed the class the first time, we're doing it again! Take 5" squares (48 variety, like a charm pack or 2), combine with 48 5" squares of 1 color, plus 12 squares for a "center" color and you have the making of a quick & easy quilt!

**Jelly Roll Race Sat. July 18, 10:30-5 \$20**

On your marks, get set.....sew! Learn the mechanics of manipulating impossibly long strips of fabric that quickly turn into a 60" X 70" (with borders even larger) quilt. Choose from jelly rolls we have at the store, or cut your own for a specially themed quilt (western, cats, fishing, kids). You have all day and you will finish your quilt. I promise!

**Bertie's Year last Friday of the month, 1-4**

Bertie's Year is a small wall hanging, (or you can make each block into a mini quilt for display each month). Bertie is done in flannels and wool (kit only includes flannel). Bertie (the bird) and friends (squirrel, pumpkins) are appliqued with crazy quilt embroidery embellishments.

**Friday Nighters Fri. July. 27, 5:30-9 \$10 (one time fee for year)**

This class will help you get organized for Christmas 2015 -- or just help you get things done. You give me a list of your "to dos" or unfinished projects you want to finish and then each month I check off what you've completed. Trust me. If you need incentive to stay on track, this is it. You can bring your sewing machine or do hand work.

## July 2015

Sunday	Monday	Tuesday	Wednesday	Thursday	Friday	Saturday
			1 <b>Beginning Quilt 1-4</b> Full Moon	2	3 <b>Open Sew1-4</b>	4 <b>BOM 10:30-11:30</b> Monthly Minis 4-6
5 CLOSED	6	7	8 <b>Beginning Quilt 1-4</b>	9 <b>Knit Pickers' Club 6-8:30</b>	10	11 <b>Embroidery Club 10-noon</b> <b>Silhouette Cutter</b>

						<b>Instruction 1-5</b>
12	13	14	15	16 <b>Mine Craft 1-5</b>	17	18
<b>Disappearing 9-patch 1-5</b>			<b>Beginning Quilt 1-4</b>		<b>Open Sew1-4</b>	<b>Jelly Roll Race 10:30- 5</b>
19	20	21	22	23	24	25
			<b>Beginning Quilt 1-4</b>			
26	27	28	29	30 <b>Mine Craft 1-5</b>	31	
			<b>Beginning Quilt 1-4</b>		<b>Full Moon (Blue Moon)</b>  <b>Bertie's Year 1-4</b> <b>Friday Nighters 5:30 -?</b>	

### **HAND APPLIQUE CLUB**

This is a get-together & stitch class. Many of us are trying hand applique these days-- patterns are calling for a lot more applique. The club is designed for quilters who already do some hand applique, but beginners are welcome as well. We will share techniques, suggest patterns, talk about threads and, in general, just stitch. A little quiet time away from the distractions of home is what we need to get our projects done.

\*\*\*\*\*

### **HAND EMBROIDERY CLUB**

If you want to learn to hand embroider or just brush up your technique, join us on the second Saturday of the month from 10 to noon. We provide free vintage patterns, and this year we will have free patterns of girls with hats, that you can embroider, embellish and color. Each month Kathy Sconce shows us a new stitch to try, plus, she guides us through thread choices, how to knot, fabrics to use, and tracing techniques.

\*\*\*\*\*

### **Knit Pickin' Club**

This is another get-together class to sit & knit, work on our projects, share information and get some help. We will share techniques, suggest patterns, but mainly we'll sit & knit (or

pick).

### **Toad Toters**

On full moon days (as noted in the calendar) you will get 20% off all purchases (not otherwise discounted) that you can fit in your bag. You must bring your bag to participate. Full Moon Days: May 4 (observed), June 1, July 1, August 29.

### **Discount Policy**

We will honor only one discount -- whichever is largest. You can't combine a 10% with a 25% discount to get a 35% discount. On this we can't be bribed.

### **Color of the Month**

May flowers/floral, June baby novelties, July blue, August black & gray

\*\*\*\*\*

Join the fun and come feel the difference of quality fabrics.

Happy quilting!